

SKIP\*HOP®

TERRA™  
cry-activated soother



OWNER'S MANUAL

FCC INFORMATION:  
ICES-003 INFORMATION:  
CAN ICES-3 (B)/NMB-3(B):

**CAUTION:** Changes or modifications not expressly approved by the party responsible for compliance could void the user's authority to operate the equipment.

This device complies with part 15 of the FCC Rules. Operation is subject to the following two conditions: (1) This device may not cause harmful interference, and (2) this device must accept any interference recieved, including interference that may cause undesired operation.

**NOTE:** This equipment has been tested and found to comply with the limits for a Class B digital device, pursuant to part 15 of the FCC Rules. These limits are designed to provide reasonable protection against harmful interference in a residential installation. This may cause harmful interference to radio communications. However, there is no guarantee that interference will not occur in a particular installation. If this equipment does cause harmful interference to radio or television reception, which can be determined by turning the equipment off and on, the user is encouraged to try and correct the interference by one or more of the following measures:

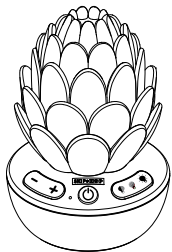
- Reorient or relocate the receiving antenna.
- Increase the separation between the equipment and the receiver.
- Connect the equipment to an outlet on a circuit different from that to which the receiver is connected.
- Consult the dealer or an experienced radio/TV technician for help.

© Skip Hop, Inc.  
100 W 33 ST, STE 1125, NY, NY 10001  
In the US: 888.782.9548  
US warranty / Garantie É.-U.:  
www.skiphop.com

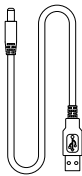
9K092210-02

These instructions must be retained since it contains important information.

CONTENTS:



Terra Cry-Activated Soother



USB Cord

CLEANING & CARE:

Unplug before cleaning. Clean with dry cloth only.  
Do not drop on hard surfaces or expose to moisture.  
Do not submerge in water.



Product is for indoor use only.



Direct current only.



Please read all instructions. Rating Label is located on the bottom of the product.



USB



FCC



Direct current power input connector on product. The positive connector is internal and the negative connector is exterior.



The power adapter is a class II electrical device.



Dispose of in accordance with local law. Separate collection for WEEE.



EU Compliance



UK Conformity Assessed mark



AS/NZS RCM



Safety isolating transformer for toys.



Phono Plug

CONSUMER INFORMATION: SAFETY AND DISPOSAL

Do not dispose of Waste Electrical Electronic Equipment (WEEE) in unsorted municipal waste; collect separately. Dispose of at WEEE collection sites per local regulation. WEEE contains chemicals that are hazardous to the environment and human health. The end-user's participation is critical to the success of WEEE collection.



Do not dispose of WEEE in trash.



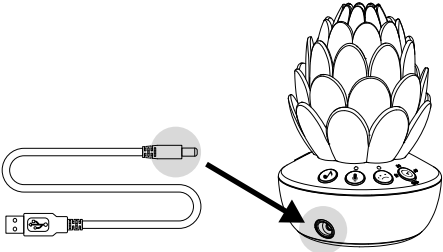
Under the environment with electrostatic discharge the product may malfunction and requires user reset. Under the environment with Electrical Fast Transient/Burst the product may malfunction and requires user reset.

INSTRUCTIONS:

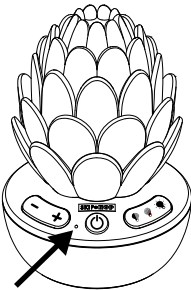
Adult assembly required.

**Power Source:** Ensure USB cord is connected into item first before inserting into power source. Connect to 5V output adapter 5.0 DC, 2.0A (power adapter not included).

Place Soother in an upright position on a flat level surface, out of children's reach.



**On-Off Button:**  
(remembers last setting while plugged in).



**Temperature Display:**  
Temperature defaults in Fahrenheit. To switch to Celsius, use a pin to press inside hole.




**Volume Control:**  
(Off → full volume)



**Light Color Control:**

Press to toggle through colors.  
Press to play light animation.  
Press to toggle through 4 brightness settings (Light off → full brightness).



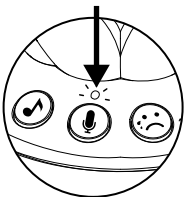
**Songs:** Press to Scroll between 8 song options:

- Sleepy
- Lullaby
- Dreamer
- Cozy
- Pink Noise
- Waves
- Ambient
- Rainforest



**Timer:** Auto-off after 15, 30, or 60 min. Or continuous on.

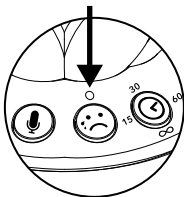
LED light blinks while recording



**Voice Recorder:**

- Hold down the button to record a 10 second message for baby. Wait for a beep to start speaking, release button to stop recording.
- Press button to hear replay.
- Message will play when cry sensor detects crying, followed by sounds/light based on previous setting.
- To delete existing recording, hold down and together at the same time for 1 second.

LED light on



**Cry Sensor:** Indicator light is activated when pressed. After music times out, cry sensor will listen for crying sound and turn back on to soothe baby. Times out after 10 hours. **Does not work in continuous play.**

**WARNING:** This is an electric lamp, not a toy. To avoid risk of fire, burns, electric shock and injury, it should not be played with or placed where small children can reach it. To reduce the risk of electric shock: always unplug the appliance from the electrical outlet immediately after using and before cleaning; do not reach for an appliance that has fallen into water—unplug it immediately; do not place or store appliance where it can fall or be pulled into a tub or sink; do not place in or drop into water or other liquid. To reduce the risk of burns, fire, electric shock or injury to persons: close supervision is necessary when this appliance is used by or near children. Cord may be a strangulation hazard. Keep out of reach of children. Do not use with extension cords. Always use with adult supervision. The product is not to be connected to more than recommended number of power supplies. Do not leave infant unattended with product. Do not place product in crib. Inspect product before each use and discard if damaged or worn. This product is not a toy. The transformer (not included) is not a toy. Do not clean with liquids. For EU market, the product is only to be connected to class II equipment bearing the symbol . For US market, connect the product to a class 2 power supply, switching adapter. The transformer or power supply (not included) used with the product should be regularly examined for potential hazard, such as damage to the cable or cord, plug, enclosure of other parts and that in the event of such damage, the product must not be used until that damage had been properly removed. Indoor dry location use only. Keep away from open windows where rain spray may occur. Please retain for future reference.

**CAUTION:** Changes or modifications not expressly approved by the party responsible for compliance could void the user's authority to operate the equipment.

**IMPORTANT SAFETY INSTRUCTIONS:** Ensure USB cord is connected into item first before inserting into power source. User shall only connect to 5V output adapter 5.0 DC, 2.0A. No serviceable or replacement parts inside. Misuse can cause electrical shock. The ventilation should not be impeded by covering the product with items, such as newspapers, tablecloths, curtains, etc. No naked flame sources, such as lighted candles, should be placed on the apparatus. The apparatus shall not be exposed to dripping or splashing and that no objects filled with liquids, such as vases, shall be placed on the apparatus. Do not use if liquid has entered the product. Inspect entire product frequently and discard at first sign of damage.